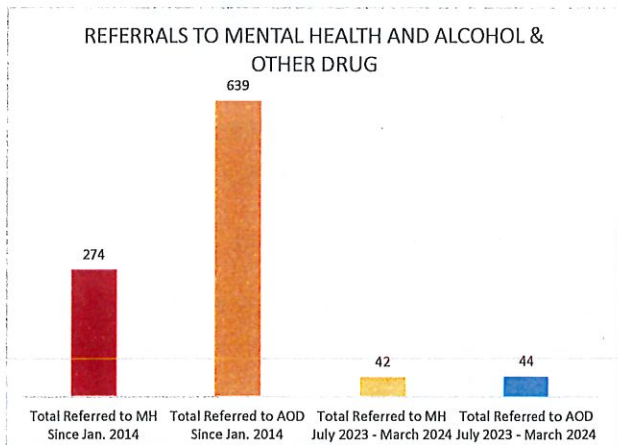
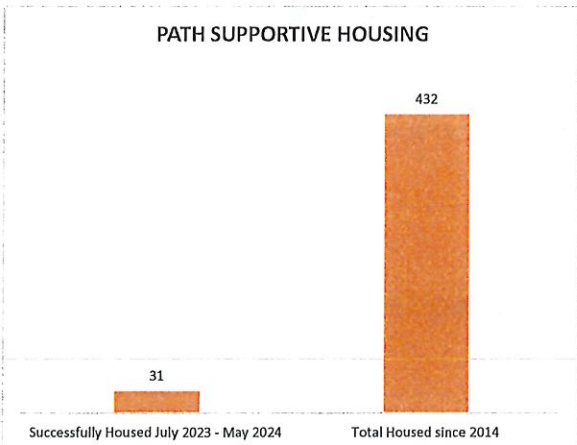
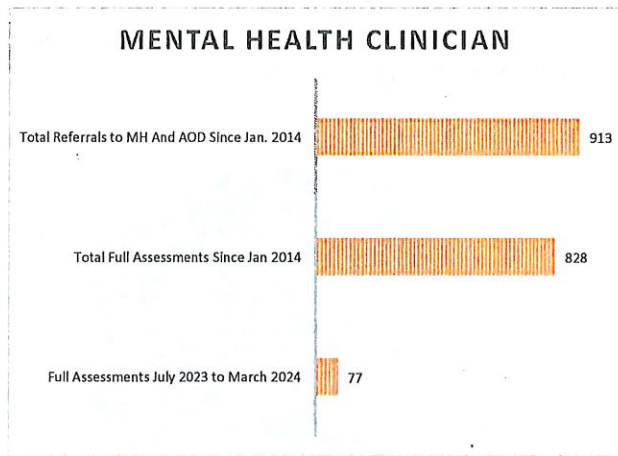
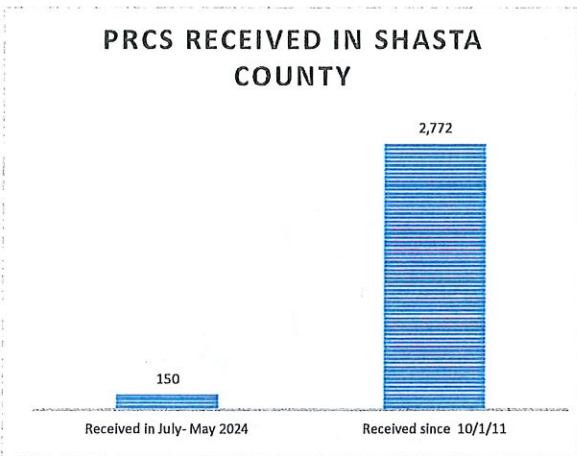
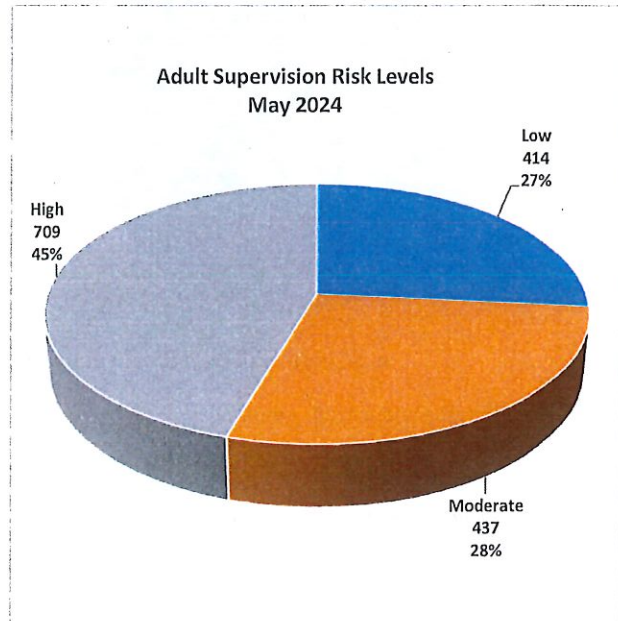
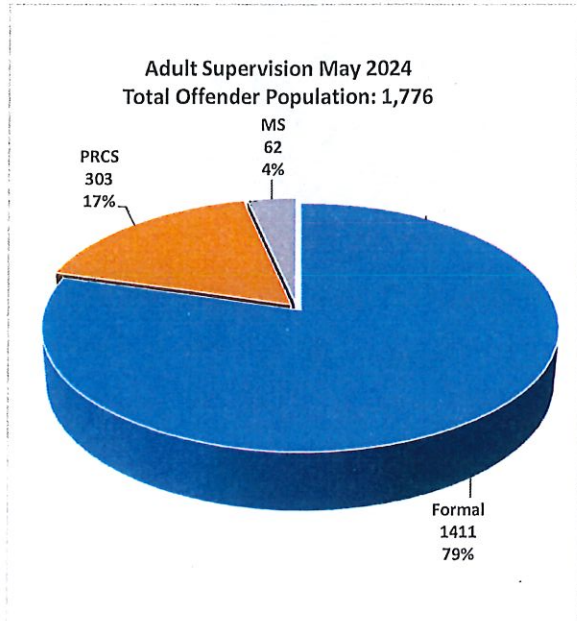


Probation Data Sheet

June 19, 2024 CCPEC Meeting

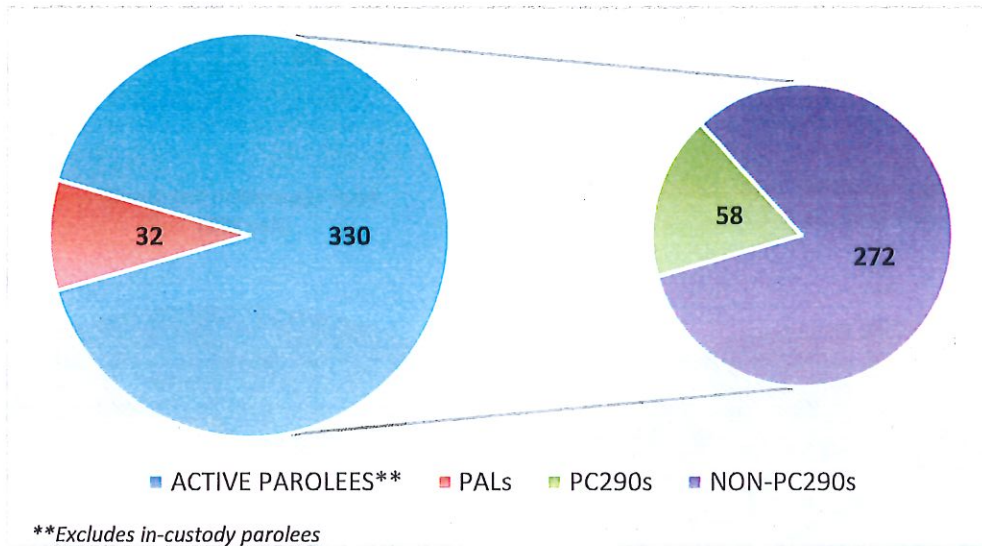
Probation Population Community Corrections Center Services



SHASTA COUNTY

(As of 3/31/2024)

PAROLEE POPULATION*: 362

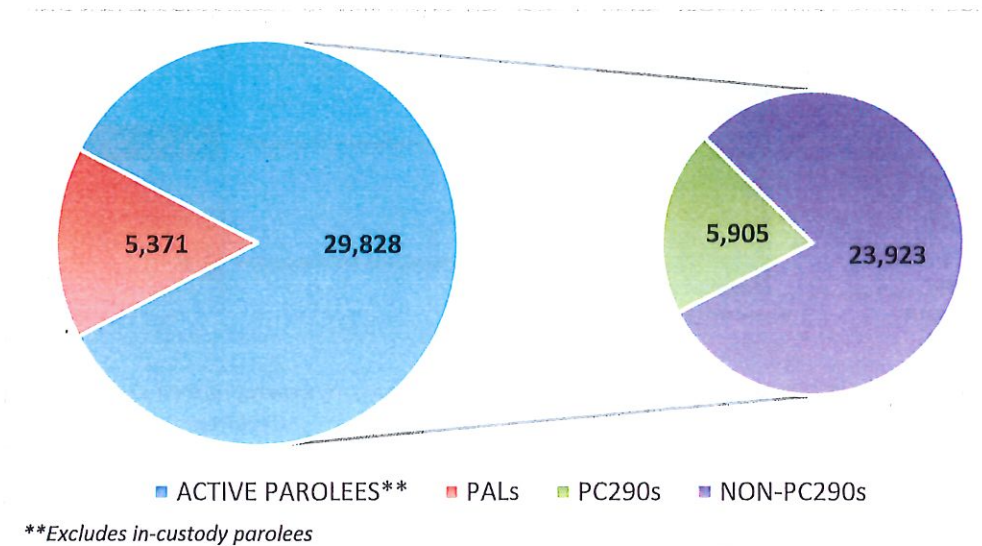


*Includes active parolees and PALS

STATEWIDE

(As of 3/31/2024)

PAROLEE POPULATION*: 35,199



*Includes active parolees and PALS

Please contact the Division of Adult Parole Operations at (916) 327-0693, with any questions.

JASON D. JOHNSON
Director
Division of Adult Parole Operations

**Statewide Count of Parole Population
 by Parole County as of March 31, 2024**

Parole County	Parole Population		Total
	PAL	Active	
Alameda	166	957	1,123
Alpine	0	1	1
Amador	0	8	8
Butte	46	262	308
Calaveras	1	13	14
Colusa	1	6	7
Contra Costa	53	457	510
Del Norte	5	54	59
El Dorado	6	65	71
Fresno	233	1,317	1,550
Glenn	4	12	16
Humboldt	15	142	157
Imperial	23	103	126
Inyo	0	11	11
Kern	275	1,068	1,343
Kings	33	435	468
Lake	9	49	58
Lassen	3	16	19
Los Angeles	2,007	7,832	9,839
Madera	15	86	101
Marin	8	28	36
Mariposa	0	4	4
Mendocino	10	131	141
Merced	35	245	280
Modoc	1	12	13
Mono	1	4	5
Monterey	89	452	541
Napa	7	34	41
Nevada	3	30	33
Orange	324	1,463	1,787
Placer	15	251	266
Plumas	1	12	13
Riverside	321	2,529	2,850
Sacramento	170	1,505	1,675
San Benito	2	20	22
San Bernardino	415	2,360	2,775
San Diego	295	1,916	2,211
San Francisco	58	465	523
San Joaquin	129	876	1,005
San Luis Obispo	15	189	204
San Mateo	57	223	280
Santa Barbara	22	278	300
Santa Clara	133	942	1,075
Santa Cruz	16	60	76
Shasta	32	330	362
Sierra	0	1	1
Siskiyou	10	25	35
Solano	40	373	413
Sonoma	35	236	271
Stanislaus	57	572	629
Sutter	15	120	135
Tehama	16	146	162
Trinity	1	7	8
Tulare	40	291	331
Tuolumne	1	24	25
Ventura	70	545	615
Yolo	20	105	125
Yuba	12	130	142
Total	5,371	29,828	35,199

Active includes In Custody and In Community.

Total count excludes parolees in a State Hospital and parolees supervised Out-of-State.

**Statewide Active Specialized Count
 as of March 31, 2024**

Parole County	Specialized Population			Active Specialized Group Unique Parolee Count
	PC290 GPS	Gang GPS	Life w/Possibility of Parole	
Alameda	221	22	183	410
Alpine	0	0	0	0
Amador	1	0	0	1
Butte	63	0	7	69
Calaveras	8	0	1	9
Colusa	1	1	0	2
Contra Costa	68	21	41	127
Del Norte	13	0	2	15
El Dorado	14	1	2	17
Fresno	237	60	74	363
Glenn	3	0	0	3
Humboldt	30	0	1	31
Imperial	2	0	1	3
Inyo	1	0	0	1
Kern	185	22	53	252
Kings	96	8	11	115
Lake	13	0	7	19
Lassen	8	0	0	8
Los Angeles	1,335	212	938	2,339
Madera	30	12	1	42
Marin	6	0	2	8
Mariposa	2	0	0	2
Mendocino	30	0	1	31
Merced	60	1	8	68
Modoc	5	0	0	5
Mono	0	0	0	0
Monterey	105	34	58	189
Napa	5	0	1	6
Nevada	3	1	0	4
Orange	241	42	45	324
Placer	74	9	7	89
Plumas	9	0	0	9
Riverside	409	63	169	623
Sacramento	377	77	166	591
San Benito	4	2	0	6
San Bernardino	489	58	103	637
San Diego	416	60	127	592
San Francisco	52	0	171	213
San Joaquin	217	20	63	287
San Luis Obispo	52	0	11	63
San Mateo	66	14	5	83
Santa Barbara	51	0	20	67
Santa Clara	235	22	48	293
Santa Cruz	14	8	2	24
Shasta	58	0	18	73
Sierra	0	0	0	0
Siskiyou	10	0	1	10

**Statewide Active Specialized Count
 as of March 31, 2024**

Parole County	Specialized Population		
	PC290 GPS	Gang GPS	Life w/Possibility of Parole
Solano	111	6	35
Sonoma	50	0	4
Stanislaus	102	19	25
Sutter	26	12	1
Tehama	37	0	3
Trinity	4	0	1
Tulare	68	13	13
Tuolumne	13	1	1
Ventura	108	41	37
Yolo	29	15	9
Yuba	38	16	3
Total	5,905	893	2,480

Active includes In Custody and In Community.
 The above groups are not mutually exclusive. Someone may be in one or more groups.

Active Specialized Group Unique Parolee Count
145
54
141
39
40
4
94
15
180
53
56
8,944

Active Specialized Group Unique Parolee Count counts parolees once and may be included in multiple Active Specialized Groups.

Shasta County

Count of Parole Population as of March 31, 2024

Parole Population	Count
PAL	32
Active	330
Total	362

Active includes In Custody and In Community.
 Total count excludes parolees in a State Hospital and parolees supervised Out-of-State.

Active	Count
PC290 GPS	58
Gang GPS	0
Life w/Possibility of Parole	18

Active includes In Custody and In Community.
 The above groups are not mutually exclusive. Someone may be in one or more groups.

Active Specialized Group Unique Parolee Count	73
---	----

Active Specialized Group Unique Parolee Count counts parolees once and may be included in multiple Active Specialized Groups.

Statewide Count of Parole Population as of March 31, 2024

Parole Population	Count
PAL	5,371
Active	29,828
Total	35,199

Active includes In Custody and In Community.
 Total count excludes parolees in a State Hospital and parolees supervised Out-of-State.

Active	Count
PC290 GPS	5,905
Gang GPS	893
Life w/Possibility of Parole	2,480

Active includes In Custody and In Community.
 The above groups are not mutually exclusive. Someone may be in one or more groups.

Active Specialized Group Unique Parolee Count	8,944
---	-------

Active Specialized Group Unique Parolee Count counts parolees once and may be included in multiple Active Specialized Groups.

Shasta County Probation Compliance Statistics



Shasta County Probation Compliance Officer

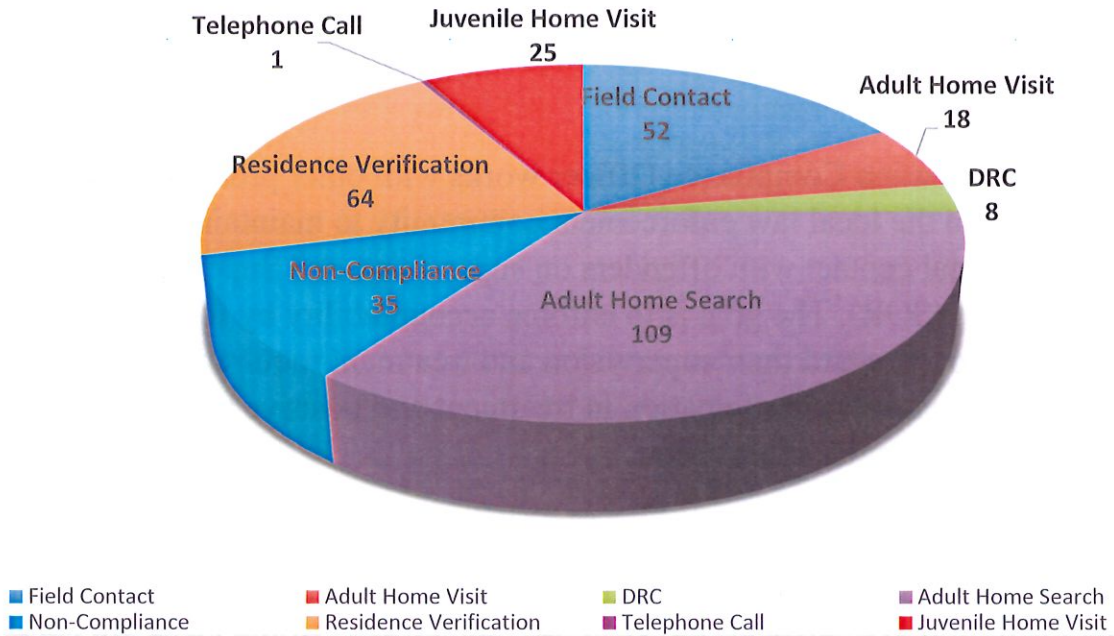
The Probation Compliance Officer works with other probation officers and officers within the local law enforcement community to maintain consistent and regular personal contact with offenders on supervision and Supervised Own Recognizance (SOR). The goal is to enforce accountability by focusing on those offenders who disregard their supervision and treatment requirements, but conversely to reinforce participation in treatment and positive behavior for those under the department's supervision.

The Compliance Officer is in the field daily contacting offenders to include home visits, address verifications, searches, and arrests. Home visits are necessary to ensure the person is living at the address they provide to their probation officers, as well as addressing any issues the person may be having. For those who are not in compliance with supervision, regular contacts take place to improve said compliance and to hold them accountable. The Compliance Officer assists with global positioning system (GPS) issues for those wearing probation-supervised monitors in the community. Residence verifications are also conducted for the court on incoming cases to verify the individual has a valid residence within the county.

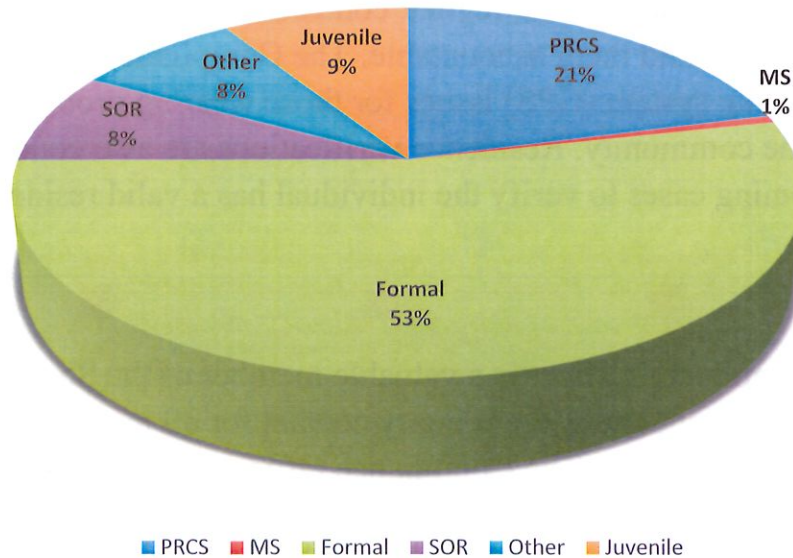
The Compliance Officer is a valuable member of the Shasta County Probation Department and is the primary contact for all joint operations with local law enforcement agencies. The Compliance Officer attends patrol shift briefings with local justice partners and organizes targets and participates in monthly operations with the Shasta County Sheriff's Department. This officer also serves as the lead high-risk contact officer for Probation Department Field Staff.

Shasta County Probation Compliance Statistics

Compliance by Visit Category 2022/23

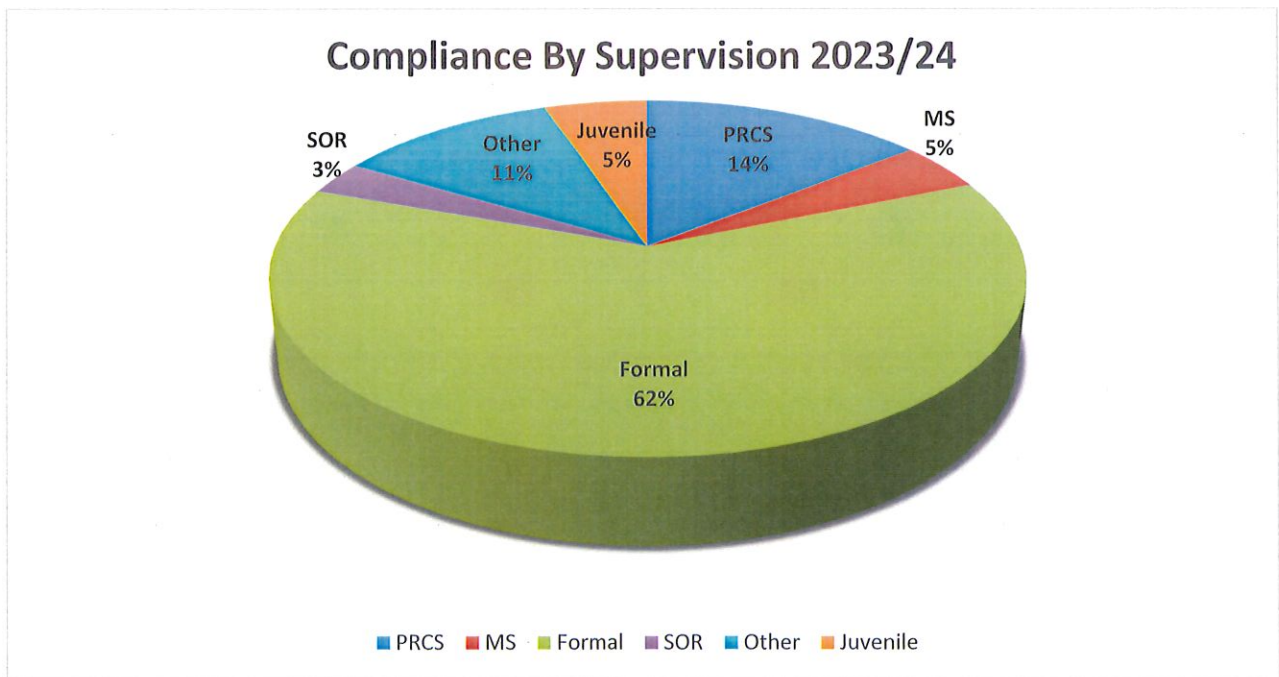
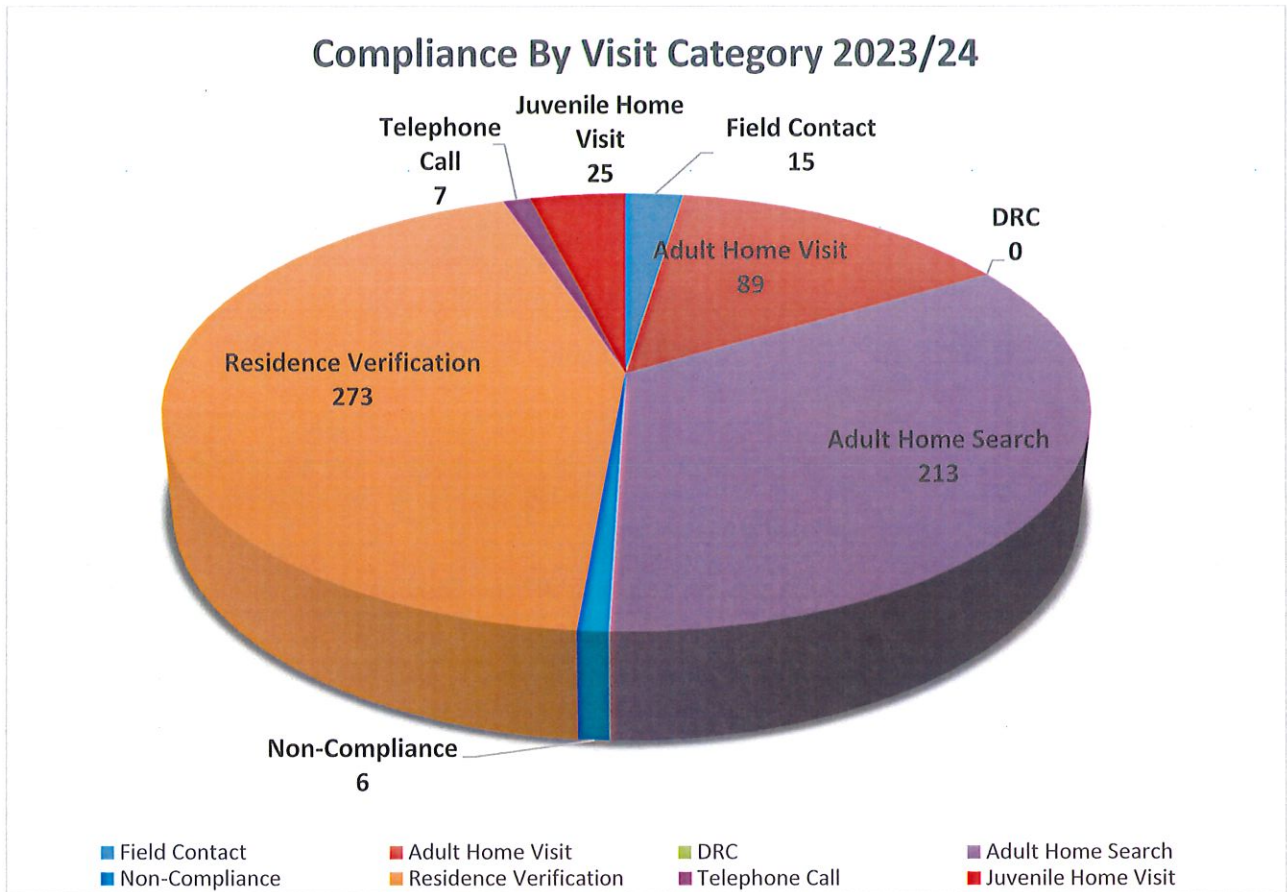


Compliance by Supervision 2022/23



- A total of 312 compliance contacts occurred during this fiscal year.
- The Compliance Officer position was vacant from January 2023 to mid-April 2023.

Shasta County Probation Compliance Statistics



- 2023/24 Year Statistics include data from July 1st, 2023 thru May 31st 2024 - thus far.
- A total of 628 compliance contacts have occurred during this period.

