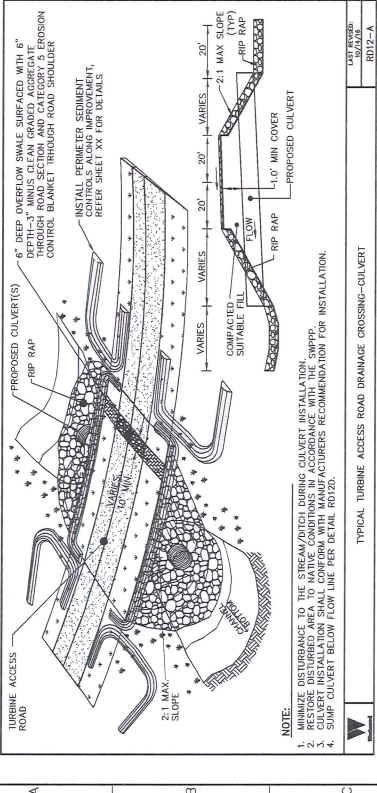
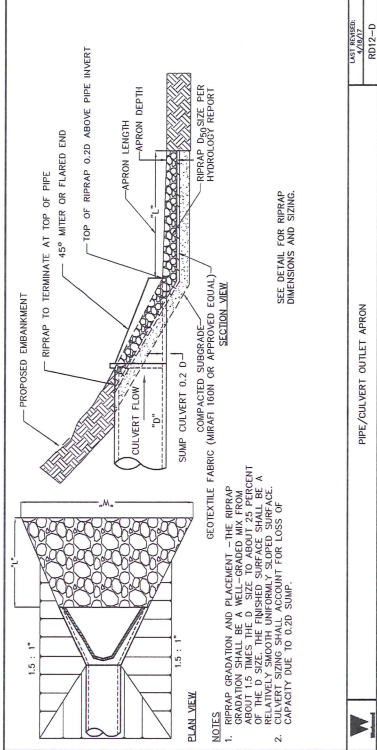


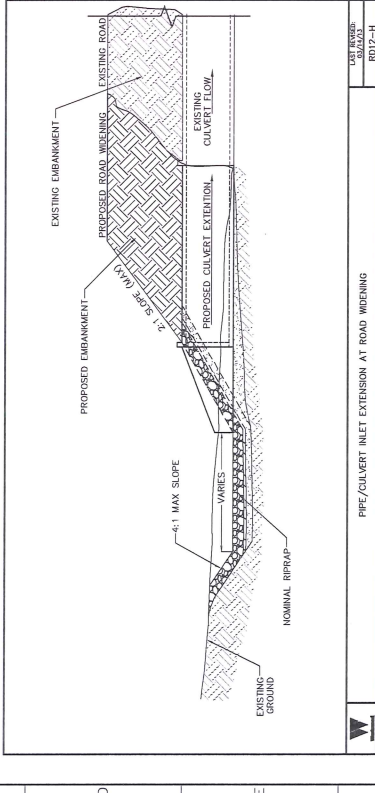
Westwood
 PROFESSIONAL SERVICES, INC.
 1000 AVENUE 100, SUITE 100
 WESTWOOD, TEXAS 75091
 PHONE: (817) 419-8800
 FAX: (817) 419-8801
 WWW.WESTWOODPS.COM



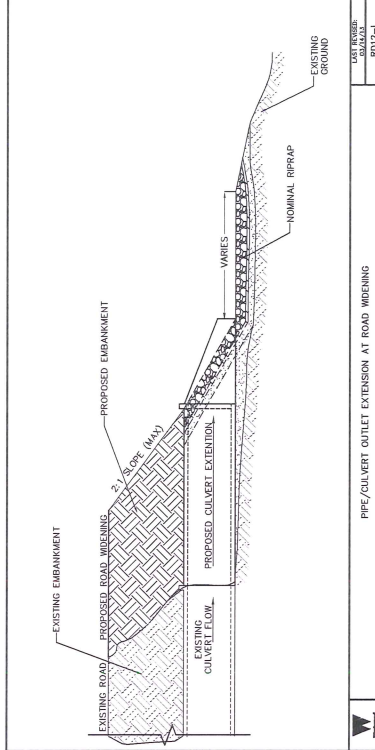
TYPICAL TURBINE ACCESS ROAD DRAINAGE CROSSING-CULVERT
 LAST REVISION: 05/20/23
 RD2E-A



PIPE/CULVERT OUTLET APRON
 LAST REVISION: 05/20/23
 RD2E-B



PIPE/CULVERT INLET EXTENSION AT ROAD WIDENING
 LAST REVISION: 05/20/23
 RD2E-H



PIPE/CULVERT OUTLET EXTENSION AT ROAD WIDENING
 LAST REVISION: 05/20/23
 RD2E-I

Fountain Wind Project
 Shasta County, California

Drainage Details
 Figure 7b: Access Road Cross Section Details

NOT FOR CONSTRUCTION
 DNE 6/19/17
 Sheet 1 OF 1
 C012933.DWG.dwg